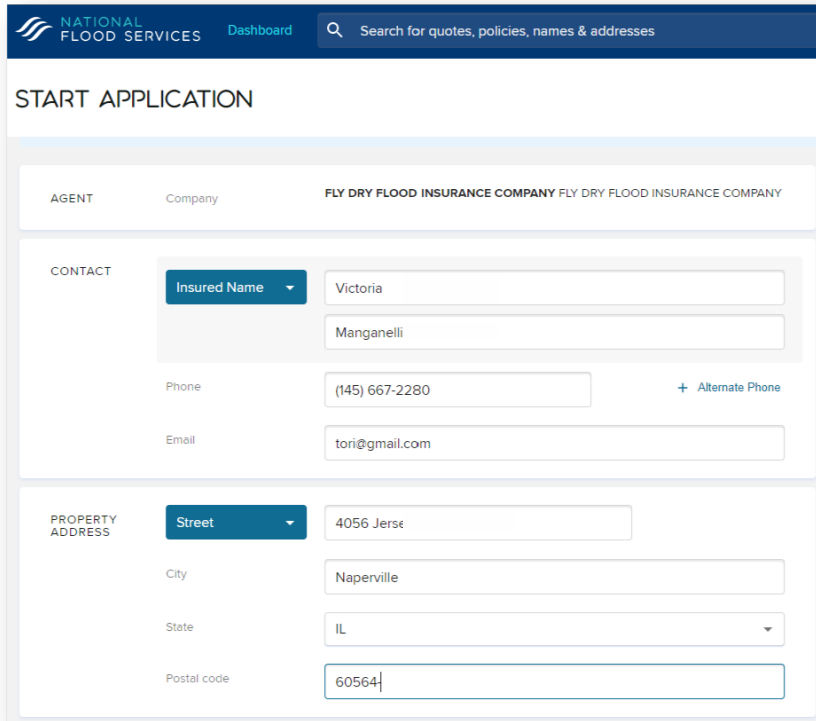


Quoting a Manufactured (Mobile) Home in Trident



START APPLICATION

AGENT Company FLY DRY FLOOD INSURANCE COMPANY FLY DRY FLOOD INSURANCE COMPANY

CONTACT

Insured Name Victoria
Manganeli

Phone (145) 667-2280 + Alternate Phone

Email tori@gmail.com

PROPERTY ADDRESS

Street 4056 Jerse

City Naperville

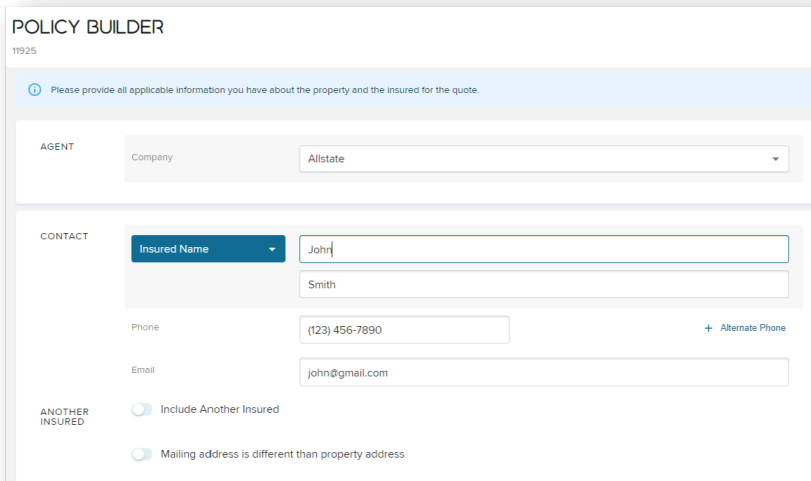
State IL

Postal code 60564

Start Application: Contact Info & Property Address

Contact Information includes first name, last name, phone number & email address. All of these are required fields.

Property Address includes street address (or descriptive address), city, state & zip code.



POLICY BUILDER

11925

Please provide all applicable information you have about the property and the insured for the quote.

AGENT Company Allstate

CONTACT

Insured Name John
Smith

Phone (123) 456-7890 + Alternate Phone

Email john@gmail.com

ANOTHER INSURED

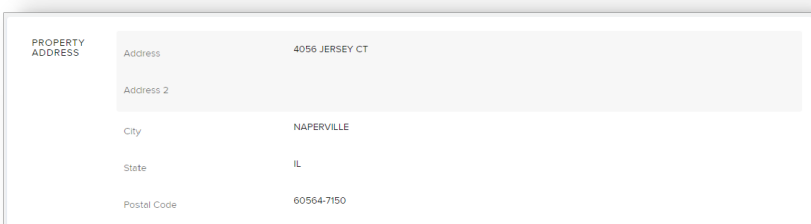
Include Another Insured

Mailing address is different than property address

Policy Builder

Once you enter contact information & property address, Trident will run a flood zone determination & check loss history. The system will then take you to the Policy Builder.

Contact and property address will be prefilled in the policy builder. In the policy builder an additional insured can be added. A separate mailing address can be added as well if applicable.



PROPERTY ADDRESS

Address	4056 JERSEY CT
Address 2	
City	NAPERVILLE
State	IL
Postal Code	60564-7150

Quoting a Manufactured (Mobile) Home in Trident

FLOOD_ZONE Edit Flood Zone

Flood Zone Information

Can be viewed & edited.

PROPERTY DETAILS

Construction Source: Original Construction Date

Construction Date: 10/10/2020

Substantially Improved: MM/DD/YYYY

Building Type: Manufactured (Mobile) Home ←

Estimated Replacement Cost: \$ 0

Building Occupancy: Single Family Residence

Form of ownership: Condominium

Units in Building: 0

Primary Residence: 80% or more residing

Property Details

Enter the construction source, construction date, estimated replacement cost, building occupancy & primary residence.

Within property details, you will indicate that the property is a Manufactured (Mobile) Home to do this you will just toggle Manufactured (Mobile) Home for the Building Type.

POLICY

Waiting Period: Standard 30 day wait

Effective Date: 07/07/2021

Policy Details

Select if there is the standard 30 day wait or if it is part of a loan transaction.

ELEVATION CERTIFICATE

Drag file or choose to upload
Allowed file types: pdf, tiff, jpg

Choose file...

Foundation

Select the Foundation Type. For a mobile/manufactured home, the following options can be selected: Above Ground Crawlspace, Basement, Elevated with Enclosure, Elevated without Enclosure, Subgrade Crawlspace, Walkout Basement.

GARAGE Building has an attached garage

FOUNDATION

Foundation Type: Elevated Without Enclosure

Number of Floors: 2 floors

FOUNDATION

Lowest elevated floor is raised above the ground by...
Piers, Posts, or Piles

Location over Water
Not over Water

Machinery/Equipment that is below the elevated (living) floor

CONTENTS

Contents Location: Foundation & Above

Select the Number of Floors (Note: If the MH is elevated on pier/piles/posts and skirted with compliant skirting we can just rate as 1 floor. (Compliant Skirting is Vinyl, Tin, Aluminum, Lattice, Slats). If the MH is elevated on pier/piles/posts and skirted without compliant skirting that will alter the foundation and number of floors. (Brick, Concrete, fiberglass, Rock, Solid Plywood, Stucco).

Select how the building is elevated.

COVERAGE

Insured Structure: Main Building

Building has Additions or Extensions

Usage: 100% Residential

OWNERSHIP

Building is a Rental Property

Coverage

Select the insured structure and select the usage of the structure.

If the building is a rental property you can indicate that in the Ownership field.

Quoting a Manufactured (Mobile) Home in Trident

MOBILE HOME

Location: Inside a Mobile Home Park or Subdivision

Anchoring Method: Slab Anchors

Installation Method: Manufacturer's Specifications

Make: Mobile Home Make

Model: Mobile Home Model

Year: 2020

Serial Number: 124567893

Mobile Home

When mobile home is selected in property details section, the mobile home section will be added.

Enter the location of the structure: Inside a Mobile Home Park or Subdivision, On a Private Lot, Private Lot but Substantially Improved.

Enter the anchoring method: Not Anchored, Over the Top Ties, Frame Ties, Frame Connectors, Ground Anchors, Slab Anchors.

Enter the installation method: Manufacturer's Specifications, Local floodplain management standards, OR State and/or local building standards

Enter the mobile home make, model, year & serial number.

Finally, enter the square footage of the mobile home & the addition (example: attached garage, sunroom, shed) if applicable.

Mobile Home: 20 x 20 = 400 square feet

Addition: 10 x 5 = 50 square feet

ADDITIONAL

Under Construction

A house of worship

An agricultural structure

MORTGAGEE INFORMATION

Include First Mortgagee

Include Second Mortgagee

Include Loss Payee

Mortgagee Information

If there is a mortgagee on the structure, add that information here.

Policy Sections

- Agent
- Contact
- Property Address
- Property Details
- Policy
- Flood Zone
- Garage
- Elevation Certificate
- Foundation
- Contents
- Coverage
- Ownership
- Additional
- Mortgagee Information

Quote [View Sections](#)

COVERAGE OPTIONS

	Building	Contents
<input type="radio"/>	\$20,000	\$8,000
<input type="radio"/>	\$30,000	\$12,000
<input type="radio"/>	\$50,000	\$20,000
<input type="radio"/>	\$75,000	\$30,000
<input type="radio"/>	\$100,000	\$40,000
<input type="radio"/>	\$125,000	\$50,000
<input type="radio"/>	\$150,000	\$60,000
<input type="radio"/>	\$200,000	\$80,000
<input checked="" type="radio"/>	\$250,000	\$100,000

PREMIUM

Total Premium: \$572

Previously Paid: \$0

Amount: **\$572** [Details](#)

Deductibles: \$1,250 / \$1,250

Rate Type: Preferred Risk Policy

Policy Effective: 7/7/2021

Payment Due Date: 7/16/2021

PAYMENT METHODS

- Credit Card
- eCheck
- Alliance Pay

Review

Quoting Complete

When the quoting fields are complete, there will no longer be any red ! in the policy sections and the "Review Quote" box will be highlighted.

When you click "Review Quote" the coverage options and quote amounts will display. You can select the desired amounts for coverage & deductibles. If the desired amounts are not displayed, you can customize the coverage and deductible amounts.

If you would like to print the quote, you can do so by clicking on the  icon.

Once you have selected the desired coverage and deductible amounts, select how the customer would like to pay and proceed to payment.

When you proceed to payment, the system will take the user to the pay.gov site.